

Instructions for Use

Version: 1.0.1
Revision date: 31-Oct-23

Feline Leukemia Virus Antigen Rapid Test Kit

Catalog No.: abx092134

Size: 40 tests

Storage: Store all reagents at 2-30°C. Keep dry. Avoid freezing.

Application: For qualitative detection of Feline Leukemia Virus in feline serum and plasma.

Introduction and assay principle

Abbexa's Feline Leukemia Virus Antigen Rapid Test Kit is based on the gold immuno-chromatography assay (GICA) principle. Any Feline Leukemia Virus Antigen present in the samples combines with the colloidal gold particle-labelled Feline Leukemia Virus antibody. When the concentration of Feline Leukemia Virus Antigen in the sample is more than the detection limit, there is a color change in the detection line and the result is positive. When the concentration of Feline Leukemia Virus Antigen in the sample solution is less than the detection limit, there is no color change in the detection line and the result is negative.

Kit Components (40 tests)

- Test cassettes with pipettes: 40
- Sample diluent: 40 vials

Material Required But Not Provided

- Timer

Sample preparation

- **Serum and plasma samples:** Collect using conventional methods and stored between 2-8 °C for short-term storage (up to 1 week) or -20 °C for long-term storage. Fresh samples are recommended. Avoid repeated freeze/thaw cycles, bacterial pollution, visible particles; and avoid cloudy, hemolytic, or viscous samples.

Assay procedure

1. Bring all kit components and samples to room temperature prior to the assay.
2. Take a test cassette and lay it flat on a clean table.
3. Add 10 µl of serum or plasma to the sample well vertically and slowly.
4. Add 3 drops of sample diluent to the sample well vertically and slowly.
5. Leave at room temperature for 5-10 min, then analyze the result.

Results analysis

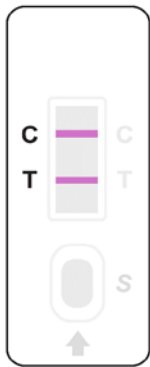
- **Positive result:** A colored line is observed in both the control (C) section and the test (T) section.
- **Negative result:** A colored line is observed in the control (C) section but not the test (T) section.

Instructions for Use

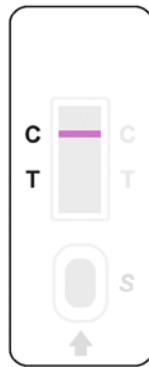
Version: 1.0.1

Revision date: 31-Oct-23

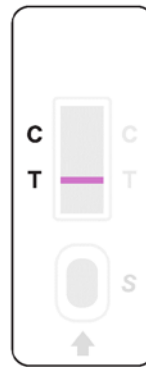
- **Invalid result:** No colored line is observed in the control (C) section.



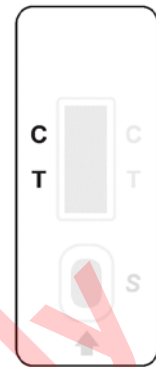
Positive



Negative



Invalid



Invalid

Notes

1. The test cassettes should be brought to room temperature before use.
2. After opening the aluminum foil, use the test cassette as soon as possible.
3. Samples should be clear with no visible particles, turbidity or bacterial pollution.
4. Do not mix or re-use the disposable pipettes to avoid cross-contamination.
5. Do not use water, PBS, or similar solutions as the negative control.
6. Avoid touching the cassette membrane through the sample well or test result window.
7. This kit is for qualitative detection of Feline Leukemia Virus Antigen in feline serum and plasma. For other sample types, a preliminary experiment is recommended to determine compatibility with this kit. Positive samples can be tested with another method (e.g. HPLC, LC/MS) for quantitative results.
8. This kit is for research use only and the results are for reference only. It is recommended to use this kit in conjunction with another detection method.
9. All waste should be disposed appropriately. Please note that you may need to follow special waste disposal procedures for infectious samples. Please check local disposal regulations.