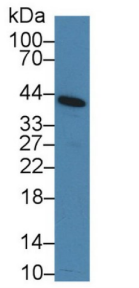



## Cluster of Differentiation 276 (CD276) Antibody

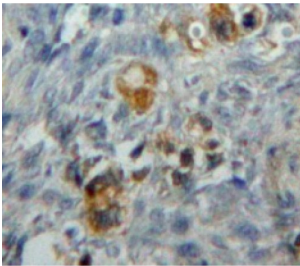
Catalogue No.: abx129653



Western blot analysis of Mouse Serum, using Mouse CD276 Antibody (3 µg/ml) and HRP-conjugated Goat Anti-Rabbit antibody ([abx400043](#), 0.2 µg/ml).



Western blot analysis of the recombinant protein.



IHC-P analysis of Ovary tissue, with DAB staining.

Cluster Of Differentiation 276 Antibody is a Rabbit Polyclonal against Cluster Of Differentiation 276.

**Target:** Cluster of Differentiation 276 (CD276)

**Clonality:** Polyclonal

**Reactivity:** Mouse

**Tested Applications:** WB, IHC, IF/ICC

**Host:** Rabbit

**Recommended dilutions:** WB: 0.01-2 µg/ml, IHC: 5-20 µg/ml, IF/ICC: 5-20 µg/ml. Optimal dilutions/concentrations should be determined by the end user.

**Conjugation:** Unconjugated

# Datasheet

Version: 3.0.0

Revision date: 11 Feb 2025



<b>Immunogen:</b>	CD276 (Thr47-Gly213)
<b>Form:</b>	Liquid
<b>Purification:</b>	Purified by antigen-specific affinity chromatography, followed by Protein A affinity chromatography.
<b>Storage:</b>	Aliquot and store at -20°C. Avoid repeated freeze/thaw cycles.
<b>Buffer:</b>	0.01 M PBS, pH 7.4, containing 0.05% Proclin-300, 50% glycerol.
<b>Note:</b>	This product is for research use only.

For Reference Only