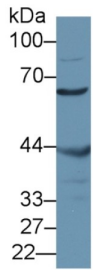



Misato Homolog 1 (MSTO1) Antibody

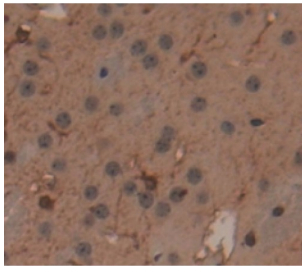
Catalogue No.: abx129456



Western blot analysis of Mouse Testis lysate, using Mouse MSTO1 Antibody (1 µg/ml) and HRP-conjugated Goat Anti-Rabbit antibody (abx400043, 0.2 µg/ml).



Western blot analysis of the recombinant protein.



IHC-P analysis of Mouse Tissue, with DAB staining.

Misato Homolog 1 Antibody is a Rabbit Polyclonal against Misato Homolog 1.

Target: Misato Homolog 1 (MSTO1)

Clonality: Polyclonal

Reactivity: Mouse

Tested Applications: WB, IHC, IF/ICC

Host: Rabbit

Recommended dilutions: WB: 0.5-2 µg/ml, IHC: 5-20 µg/ml, IF/ICC: 5-20 µg/ml. Optimal dilutions/concentrations should be determined by the end user.

Conjugation: Unconjugated

Datasheet

Version: 1.0.0
Revision date: 06 Oct 2024



Immunogen:	MSTO1 (Leu13-Pro363)
Form:	Liquid
Purification:	Purified by antigen-specific affinity chromatography, followed by Protein A affinity chromatography.
Storage:	Aliquot and store at -20°C. Avoid repeated freeze/thaw cycles.
UniProt Primary AC:	Q2YDW2 (UniProt , ExPASy)
KEGG:	mmu:229524
String:	10090.ENSMUSP00000115645
Buffer:	0.01 M PBS, pH 7.4, containing 0.05% Proclin-300, 50% glycerol.
Note:	This product is for research use only.

For Reference Only