



## Nucleoporin 50 kDa (NUP50) Antibody

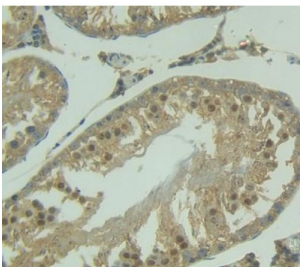
Catalogue No.: abx130046



Western blot analysis of Rat Serum, using Rat NUP50 Antibody (1 µg/ml) and HRP-conjugated Goat Anti-Rabbit antibody ([abx400043](#), 0.2 µg/ml).



Western blot analysis of the recombinant protein.



IHC-P analysis of Kidney tissue, with DAB staining.

Nucleoporin 50 kDa Antibody is a Rabbit Polyclonal against Nucleoporin 50 kDa.

**Target:** Nucleoporin 50 kDa (NUP50)

**Clonality:** Polyclonal

**Reactivity:** Rat

**Tested Applications:** WB, IHC, IF/ICC

**Host:** Rabbit

**Recommended dilutions:** WB: 0.5-2 µg/ml, IHC: 5-20 µg/ml, IF/ICC: 5-20 µg/ml. Optimal dilutions/concentrations should be determined by the end user.

**Conjugation:** Unconjugated

# Datasheet

Version: 1.0.0  
Revision date: 22 Nov 2024



<b>Immunogen:</b>	NUP50 (Pro179-Val428)
<b>Form:</b>	Liquid
<b>Purification:</b>	Purified by antigen-specific affinity chromatography, followed by Protein A affinity chromatography.
<b>Storage:</b>	Aliquot and store at -20°C. Avoid repeated freeze/thaw cycles.
<b>Buffer:</b>	0.01 M PBS, pH 7.4, containing 0.05% Proclin-300, 50% glycerol.
<b>Note:</b>	This product is for research use only.

For Reference Only