
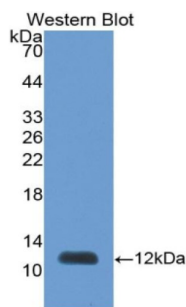


## Peroxisomal Biogenesis Factor 2 (PEX2) Antibody

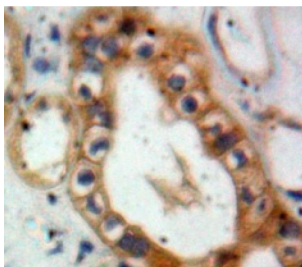
Catalogue No.: abx128529



Western blot analysis of Human Liver lysate, using Human PEX2 Antibody (5 µg/ml) and HRP-conjugated Goat Anti-Rabbit antibody ([abx400043](#), 0.2 µg/ml).



Western blot analysis of the recombinant protein.



IHC-P analysis of Kidney tissue, with DAB staining.

Peroxisomal Biogenesis Factor 2 (PEX2) Antibody is a Rabbit Polyclonal against Peroxisomal Biogenesis Factor 2 (PEX2).

**Target:** Peroxisomal Biogenesis Factor 2 (PEX2)

**Clonality:** Polyclonal

**Reactivity:** Human

**Tested Applications:** WB, IHC, IF/ICC

**Host:** Rabbit

**Recommended dilutions:** WB: 0.5-2 µg/ml, IHC: 5-20 µg/ml, IF/ICC: 5-20 µg/ml. Optimal dilutions/concentrations should be determined by the end user.

**Conjugation:** Unconjugated

# Datasheet

Version: 1.0.0  
Revision date: 21 Dec 2024



<b>Immunogen:</b>	PEX2 (Ser233-Leu305)
<b>Form:</b>	Liquid
<b>Purification:</b>	Purified by antigen-specific affinity chromatography, followed by Protein A affinity chromatography.
<b>Storage:</b>	Aliquot and store at -20°C. Avoid repeated freeze/thaw cycles.
<b>UniProt Primary AC:</b>	P28328 ( <a href="#">UniProt</a> , <a href="#">ExPASy</a> )
<b>KEGG:</b>	hsa:5828
<b>String:</b>	<a href="#">9606.ENSP00000349543</a>
<b>Buffer:</b>	0.01 M PBS, pH 7.4, containing 0.05% Proclin-300, 50% glycerol.
<b>Note:</b>	This product is for research use only.

For Reference Only