
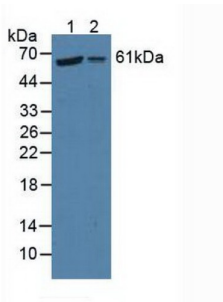


Prolyl-4-Hydroxylase Alpha Polypeptide II (P4Ha2) Antibody

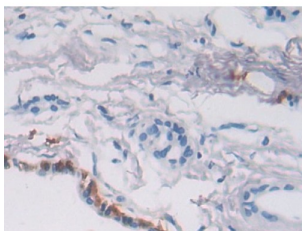
Catalogue No.: abx128432



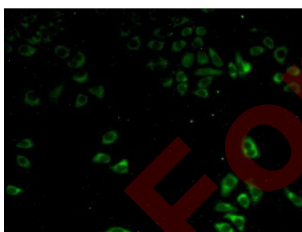
Western blot analysis of recombinant Human P4Ha2



Western blot analysis of (1) Human HeLa cells and (2) Human 293T Cells.



IHC-P analysis of Human pancreas tissue, using P4Ha2 antibody (30 µg/ml).



IHC-P analysis of Human HeLa cells, with FITC staining.

Prolyl-4-Hydroxylase Alpha Polypeptide II Antibody is a Rabbit Polyclonal against Prolyl-4-Hydroxylase Alpha Polypeptide II.

Target: Prolyl-4-Hydroxylase Alpha Polypeptide II (P4Ha2)

Clonality: Polyclonal

Reactivity: Human

Datasheet

Version: 3.0.0
Revision date: 18 Jan 2025



Tested Applications:	WB, IHC, IF/ICC
Host:	Rabbit
Recommended dilutions:	WB: 0.5-3 µg/ml, IHC: 5-30 µg/ml, IF/ICC: 5-30 µg/ml. Optimal dilutions/concentrations should be determined by the end user.
Conjugation:	Unconjugated
Immunogen:	abx1665211 - Recombinant P4Ha2 (Ser207-Glu520) expressed in E.coli.
Form:	Liquid
Purification:	Purified by antigen-specific affinity chromatography, followed by Protein A affinity chromatography.
Storage:	Aliquot and store at -20°C. Avoid repeated freeze/thaw cycles.
UniProt Primary AC:	O15460 (UniProt , ExPASy)
KEGG:	hsa:8974
String:	9606.ENSP00000384999
Buffer:	0.01 M PBS, pH 7.4, containing 0.05% Proclin-300, 50% glycerol.
Specificity:	Cross-reacts with Mouse and Rat P4Ha2.
Concentration:	1 mg/ml
Note:	This product is for research use only.

For Reference Only