



Proprotein Convertase Subtilisin/Kexin Type 9 (PCSK9) Antibody

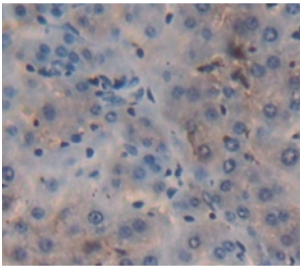
Catalogue No.: abx130107



Western blot analysis of Rat Liver lysate, using Rat PCSK9 Antibody (2 µg/ml) and HRP-conjugated Goat Anti-Rabbit antibody ([abx400043](#), 0.2 µg/ml).



Western blot analysis of the recombinant protein.



IHC-P analysis of Rat Tissue, with DAB staining.

Proprotein Convertase Subtilisin/Kexin Type 9 Antibody is a Rabbit Polyclonal against Proprotein Convertase Subtilisin/Kexin Type 9.

Target: Proprotein Convertase Subtilisin/Kexin Type 9 (PCSK9)

Clonality: Polyclonal

Reactivity: Rat

Tested Applications: WB, IHC, IF/ICC

Host: Rabbit

Recommended dilutions: WB: 0.01-2 µg/ml, IHC: 5-20 µg/ml, IF/ICC: 5-20 µg/ml. Optimal dilutions/concentrations should be determined by the end user.

Datasheet

Version: 3.0.0
Revision date: 09 Jan 2025



Conjugation:	Unconjugated
Immunogen:	PCSK9 (Trp164-Phe428)
Form:	Liquid
Purification:	Purified by antigen-specific affinity chromatography, followed by Protein A affinity chromatography.
Storage:	Aliquot and store at -20°C. Avoid repeated freeze/thaw cycles.
UniProt Primary AC:	P59996 (UniProt , ExPASy)
KEGG:	rno:298296
String:	10116.ENSRNOP00000008536
Buffer:	0.01 M PBS, pH 7.4, containing 0.05% Proclin-300, 50% glycerol.
Note:	This product is for research use only.

For Reference Only