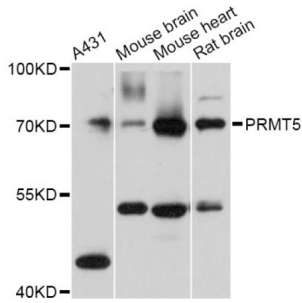
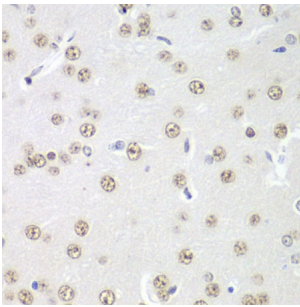


## Protein Arginine N-Methyltransferase 5 (PRMT5) Antibody

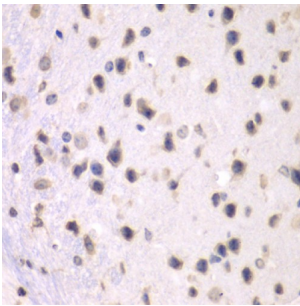
Catalogue No.: abx001281



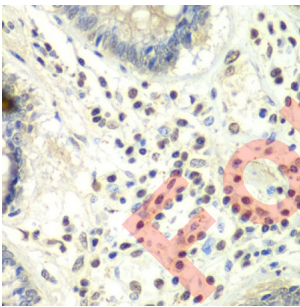
Western blot analysis of extracts of various cell lines, using PRMT5 Antibody (abx001281) at 1:3000 dilution.



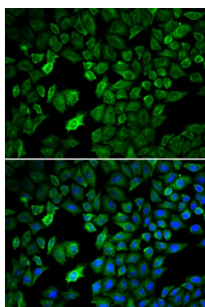
Immunohistochemistry of paraffin-embedded rat brain using PRMT5 antibody (abx001281) at dilution of 1/100 (40x lens).



Immunohistochemistry of paraffin-embedded mouse brain using PRMT5 antibody (abx001281) at dilution of 1/100 (40x lens).



Immunohistochemistry of paraffin-embedded human colon using PRMT5 antibody (abx001281) at dilution of 1/100 (40x lens).



Immunofluorescence analysis of U2OS cells using PRMT5 antibody (abx001281). Blue: DAPI for nuclear staining.

# Datasheet

Version: 6.0.0  
Revision date: 19 Oct 2024



PRMT5 Antibody is a Rabbit Polyclonal antibody against PRMT5. PRMT5 (Protein Arginine N-Methyltransferase 5) is a protein-coding gene. GO annotations related to this gene include chromatin binding and ribonucleoprotein complex binding.

<b>Target:</b>	Protein Arginine N-Methyltransferase 5 (PRMT5)
<b>Clonality:</b>	Polyclonal
<b>Reactivity:</b>	Human, Mouse, Rat
<b>Tested Applications:</b>	WB, IHC, IF/ICC
<b>Host:</b>	Rabbit
<b>Recommended dilutions:</b>	WB: 1/500 - 1/2000, IHC-P: 1/50 - 1/200, IF/ICC: 1/50 - 1/200. Not tested in IHC-F. Optimal dilutions/concentrations should be determined by the end user.
<b>Conjugation:</b>	Unconjugated
<b>Immunogen:</b>	Recombinant fusion protein containing a sequence corresponding to amino acids 1-250 of human PRMT5.
<b>Isotype:</b>	IgG
<b>Form:</b>	Liquid
<b>Purification:</b>	Purified by affinity chromatography.
<b>Storage:</b>	Aliquot and store at -20°C. Avoid repeated freeze/thaw cycles.
<b>UniProt Primary AC:</b>	O14744 ( <a href="#">UniProt</a> , <a href="#">ExPASy</a> )
<b>Gene Symbol:</b>	PRMT5
<b>GeneID:</b>	<a href="#">10419</a>
<b>OMIM:</b>	<a href="#">604045</a>
<b>NCBI Accession:</b>	NP_006100.2
<b>HGNC:</b>	10894
<b>KEGG:</b>	hsa:10419
<b>Ensembl:</b>	ENSG00000100462
<b>String:</b>	<a href="#">9606.ENSP00000319169</a>

# Datasheet

Version: 6.0.0  
Revision date: 19 Oct 2024



**Molecular Weight:** Calculated MW: 73 kDa  
Observed MW: 70 kDa

**Buffer:** PBS, pH 7.3, containing 0.02% sodium azide, 50% glycerol.

**Concentration:** 5.24 mg/ml

**Note:** This product is for research use only.

For Reference Only