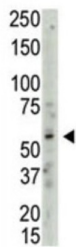
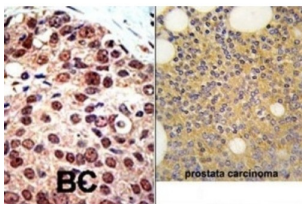
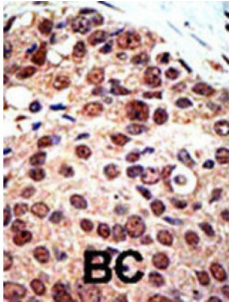


## Protein Arginine Methyltransferase 3 (PRMT3) Antibody

Catalogue No.: abx025577



Arginine methylation is an irreversible post translational modification which has only recently been linked to protein activity. At least three types of PRMT enzymes have been identified in mammalian cells. These enzymes have been shown to have essential regulatory functions by methylation of key proteins in several fundamental areas. These protein include nuclear proteins, IL enhancer binding factor, nuclear factors, cell cycle proteins, signal transduction proteins, apoptosis proteins, and viral proteins. The mammalian PRMT family currently consists of 7 members that share two large domains of homology. Outside of these domains, epitopes were identified and antibodies against all 7 PRMT members have been developed.

**Target:** Protein Arginine Methyltransferase 3 (PRMT3)

**Clonality:** Polyclonal

**Reactivity:** Human

**Tested Applications:** ELISA, WB, IHC

**Host:** Rabbit

# Datasheet

Version: 3.0.0  
Revision date: 22 Dec 2024



**Recommended dilutions:** WB: 1/1000, IHC-P: 1/50 - 1/100. Not tested in IHC-F. Optimal dilutions/concentrations should be determined by the end user.

**Conjugation:** Unconjugated

**Immunogen:** KLH-conjugated synthetic peptide between 460-491 amino acids from the C-terminal region of human PRMT3.

**Isotype:** IgG

**Form:** Liquid

**Purification:** Purified through a protein G column, eluted with high and low pH buffers and neutralized immediately, followed by dialysis against PBS.

**Storage:** Aliquot and store at -20°C. Avoid repeated freeze/thaw cycles.

**UniProt Primary AC:** O60678 ([UniProt](#), [ExPASy](#))

**Gene Symbol:** PRMT3

**KEGG:** hsa:10196

**String:** [9606.ENSP00000331879](#)

**Molecular Weight:** Calculated MW: 59.9 kDa

**Buffer:** PBS containing 0.09% sodium azide.

**Specificity:** Predicted to react with Mouse PRMT3.

**Note:** This product is for research use only.