
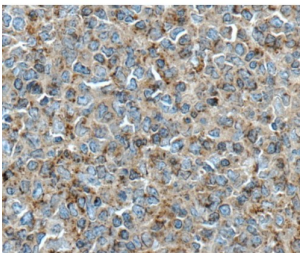


Programmed Cell Death 1 Ligand 1 (CD274) Antibody

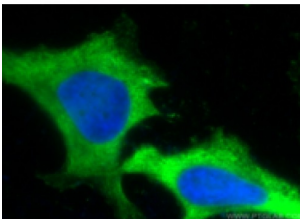
Catalogue No.: abx236281



WB analysis of human skeletal muscle tissue, using PD-L1/CD274 antibody (1/1000 dilution).



IHC-P analysis of human tonsillitis tissue, using PD-L1/CD274 Antibody (1/50 dilution). Heat-mediated antigen retrieval was carried out with Tris-EDTA buffer, pH 9.



IF analysis of 10% formaldehyde-fixed HeLa cells, using PD-L1/CD274 antibody (1/300 dilution) and AF488-conjugated Goat Anti-Mouse IgG (H+L).

Programmed Cell Death 1 Ligand 1 Antibody is a Mouse Monoclonal against PD-L1 (CD274).

Target: Programmed Cell Death 1 Ligand 1 (CD274)

Clonality: Monoclonal

Clone: X353

Reactivity: Human, Mouse, Pig

Tested Applications: ELISA, WB, IHC, IF/ICC

Host: Mouse

Recommended dilutions: WB: 1/500 - 1/5000, IHC: 1/100 - 1/500, IF/ICC: 1/50 - 1/500. Optimal dilutions/concentrations should be determined by the end user.

Datasheet

Version: 3.0.0
Revision date: 11 Jan 2025



Conjugation:	Unconjugated
Immunogen:	PD-L1/CD274 fusion protein
Isotype:	IgG ₁
Form:	Liquid
Purity:	≥ 95% (SDS-PAGE)
Purification:	Purified by Protein A and Protein G affinity chromatography.
Storage:	Aliquot and store at -20°C. Avoid repeated freeze/thaw cycles.
Validity:	12 months.
UniProt Primary AC:	Q9NZQ7 (UniProt , ExPASy)
Gene Symbol:	CD274
GeneID:	29126
OMIM:	605402
HGNC:	17635
Ensembl:	ENSG00000120217
String:	9606.ENSP00000370989
Buffer:	PBS, pH 7.3, with 0.02% sodium azide and 50% glycerol.
Concentration:	2 mg/ml
Note:	This product is for research use only.