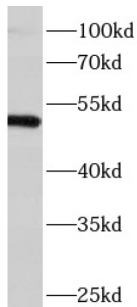
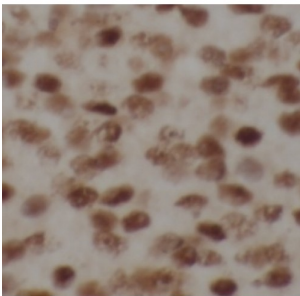


Signal Recognition Particle 54 (SRP54) Antibody

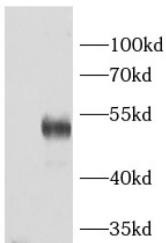
Catalogue No.: abx238232



WB analysis of human placenta tissue, using SRP54 antibody (1/500 dilution).



IHC-P analysis of human breast cancer tissue, using SRP54 Antibody (1/50 dilution).



IP analysis of human placenta tissue lysate (4000 µg), using SRP54 antibody (4 µg, detection: 1/500 dilution).

+ - Normal rabbit IgG
- + SRP54 antibody

SRP54 Antibody is a Rabbit Polyclonal against SRP54.

Target: Signal Recognition Particle 54 (SRP54)

Clonality: Polyclonal

Reactivity: Human, Mouse, Rat

Tested Applications: ELISA, WB, IHC, IP

Host: Rabbit

Recommended dilutions: WB: 1/500 - 1/1000, IHC: 1/20 - 1/200, IP: 1/500 - 1/1000. Optimal dilutions/concentrations should be determined by the end user.

Conjugation: Unconjugated

Datasheet

Version: 3.0.0
Revision date: 12 Mar 2025



Immunogen:	signal recognition particle 54kDa
Isotype:	IgG
Form:	Liquid
Purity:	≥ 95% (SDS-PAGE)
Purification:	Purified by immunogen affinity chromatography.
Storage:	Aliquot and store at -20°C. Avoid repeated freeze/thaw cycles.
Validity:	12 months.
UniProt Primary AC:	P61011 (UniProt , ExpASY)
KEGG:	hsa:6729
String:	9606.ENSP00000451818
Molecular Weight:	Observed MW: 54 kDa
Buffer:	PBS, pH 7.3, with 0.02% sodium azide and 50% glycerol.
Concentration:	2 mg/ml
Note:	THIS PRODUCT IS FOR RESEARCH USE ONLY. NOT FOR USE IN DIAGNOSTIC, THERAPEUTIC OR COSMETIC PROCEDURES. NOT FOR HUMAN OR ANIMAL CONSUMPTION.

For Reference Only