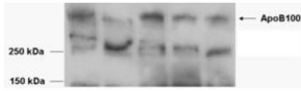


Datasheet

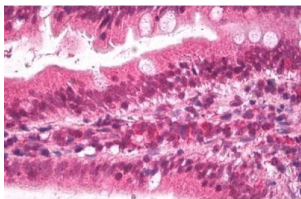
Version: 1.0.0
Revision date: 28 Jan 2025

Apolipoprotein B (APOB) Antibody

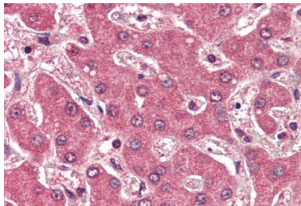
Catalogue No.: abx432338



abx432338 (0.5 µg/ml) staining of Human Serum lysates. Data kindly provided by Yan Xie and NO Davidson, Washington USA. This antibody showed background below 150kDa in serum samples.



abx432338 (2 µg/ml) staining of paraffin embedded Human Small Intestine. Steamed antigen retrieval with citrate buffer pH 6, AP-staining.



abx432338 (2 µg/ml) staining of paraffin embedded Human Small Intestine. Steamed antigen retrieval with citrate buffer pH 6, AP-staining.

APOB Antibody is a Goat Polyclonal antibody against APOB.

Target: Apolipoprotein B (APOB)

Clonality: Polyclonal

Reactivity: Human

Tested Applications: P-ELISA, WB, IHC

Host: Goat

Recommended dilutions: P-ELISA: 1/32000. Optimal dilutions/concentrations should be determined by the end user.

Conjugation: Unconjugated

Datasheet

Version: 1.0.0
Revision date: 28 Jan 2025



Immunogen:	abx615638 - Internal region: C-TDLHLRYQKDKK
Isotype:	IgG
Form:	Liquid
Purification:	Purified from goat serum by ammonium sulphate precipitation followed by antigen affinity chromatography using the immunizing peptide.
Storage:	Aliquot and store at -20°C. Avoid repeated freeze/thaw cycles.
Gene Symbol:	APOB
GeneID:	338
NCBI Accession:	NP_000375.3
Buffer:	Tris saline, pH 7.3, containing 0.02% sodium azide and 0.5% bovine serum albumin.
Concentration:	0.5 mg/ml
Note:	This product is for research use only.

For Reference Only