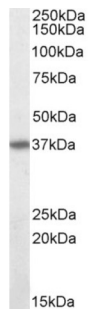
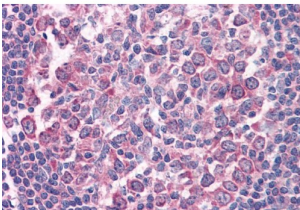


TNF Receptor Superfamily Member 6 / CD95 / TNFRSF6 (FAS) Antibody

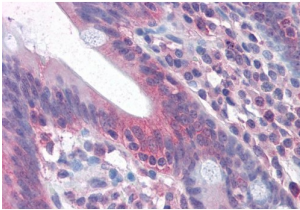
Catalogue No.: abx430025



abx430025 (0.1 µg/ml) staining of MOLT4 lysate (35 µg protein in RIPA buffer). Detected by chemiluminescence.



abx430025 (µg/ml) staining of paraffin embedded Human Tonsil. Steamed antigen retrieval with citrate buffer pH 6, AP-staining.



abx430025 (3.75 µg/ml) staining of paraffin embedded Human Small Intestine. Steamed antigen retrieval with citrate buffer pH 6, AP-staining.

FAS Antibody is a Goat Polyclonal antibody against FAS.

Target: TNF Receptor Superfamily Member 6 / CD95 / TNFRSF6 (FAS)

Clonality: Polyclonal

Reactivity: Human

Tested Applications: P-ELISA, WB, IHC

Host: Goat

Recommended dilutions: P-ELISA: 1/32000. Optimal dilutions/concentrations should be determined by the end user.

Conjugation: Unconjugated

Datasheet

Version: 2.0.0
Revision date: 22 Dec 2024



Immunogen:	abx616031 - Internal region: KTCRKHRKENQGSH
Isotype:	IgG
Form:	Liquid
Purification:	Purified from goat serum by ammonium sulphate precipitation followed by antigen affinity chromatography using the immunizing peptide.
Storage:	Aliquot and store at -20°C. Avoid repeated freeze/thaw cycles.
Gene Symbol:	FAS
GeneID:	355
NCBI Accession:	NP_000034.1, NP_690610.1, NP_690611.1
Buffer:	Tris saline, pH 7.3, containing 0.02% sodium azide and 0.5% bovine serum albumin.
Concentration:	0.5 mg/ml
Note:	This product is for research use only.

For Reference Only