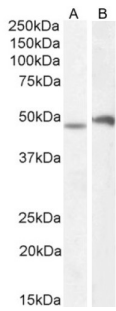
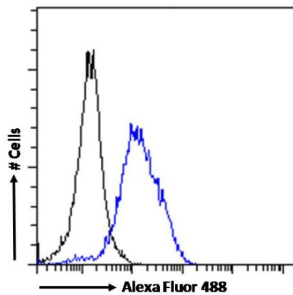
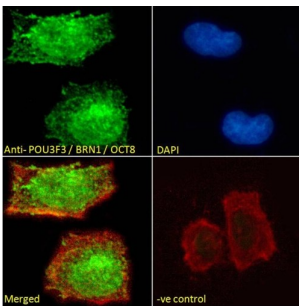


POU Class 3 Homeobox 3 (POU3F3) Antibody

Catalogue No.: abx430656



abx430656 (1 µg/ml) staining of Mouse Spinal Cord lysate (35 µg protein in RIPA buffer).
Detected by chemiluminescence.



POU3F3 Antibody is a Goat Polyclonal antibody against POU3F3.

Target: POU Class 3 Homeobox 3 (POU3F3)

Clonality: Polyclonal

Reactivity: Mouse

Tested Applications: P-ELISA, WB, IF/ICC, FCM

Host: Goat

Recommended dilutions: P-ELISA: 1/4000. Optimal dilutions/concentrations should be determined by the end user.

Conjugation: Unconjugated

Datasheet

Version: 7.0.0
Revision date: 08 Nov 2024



Immunogen:	abx616243 - Internal region: C-HMLSHAHQWVTAL
Isotype:	IgG
Form:	Liquid
Purification:	Purified from goat serum by ammonium sulphate precipitation followed by antigen affinity chromatography using the immunizing peptide.
Storage:	Aliquot and store at -20°C. Avoid repeated freeze/thaw cycles.
Gene Symbol:	POU3F3
GeneID:	5455 18993 192109
NCBI Accession:	NP_006227.1
Buffer:	Tris saline, pH 7.3, containing 0.02% sodium azide and 0.5% bovine serum albumin.
Concentration:	0.5 mg/ml
Note:	This product is for research use only.

For Reference Only