
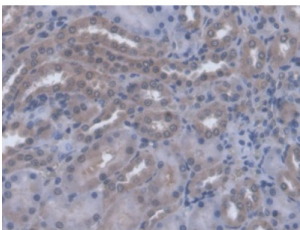


# Lactosylceramide 4-Alpha-Galactosyltransferase (A4GALT) Antibody

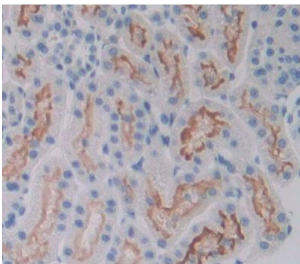
Catalogue No.: abx130537



Western blot analysis of the recombinant protein.



IHC-P analysis of Rat Kidney Tissue, with DAB staining.



IHC-P analysis of kidney tissue, with DAB staining.

Lactosylceramide 4-Alpha-Galactosyltransferase (A4GALT) Antibody is a Rabbit Polyclonal against Lactosylceramide 4-Alpha-Galactosyltransferase (A4GALT).

**Target:** Lactosylceramide 4-Alpha-Galactosyltransferase (A4GALT)

**Clonality:** Polyclonal

**Reactivity:** Rat

**Tested Applications:** WB, IHC, IF/ICC

**Host:** Rabbit

**Recommended dilutions:** WB: 0.01-2 µg/ml, IHC: 5-20 µg/ml, IF/ICC: 5-20 µg/ml. Optimal dilutions/concentrations should be determined by the end user.

# Datasheet

Version: 1.0.0  
Revision date: 15 Jan 2025



<b>Conjugation:</b>	Unconjugated
<b>Immunogen:</b>	CABIN1 (Ser23-Glu288)
<b>Form:</b>	Liquid
<b>Purification:</b>	Purified by antigen-specific affinity chromatography, followed by Protein A affinity chromatography.
<b>Storage:</b>	Aliquot and store at -20°C. Avoid repeated freeze/thaw cycles.
<b>UniProt Primary AC:</b>	Q9JI93 ( <a href="#">UniProt</a> , <a href="#">ExPASy</a> )
<b>GeneID:</b>	<a href="#">63888</a>
<b>String:</b>	<a href="#">10116.ENSRNOP00000064362</a>
<b>Buffer:</b>	0.01 M PBS, pH 7.4, containing 0.05% Proclin-300, 50% glycerol.
<b>Note:</b>	This product is for research use only.

For Reference Only