



ATP Binding Cassette Subfamily G Member 4 (ABCG4) Antibody

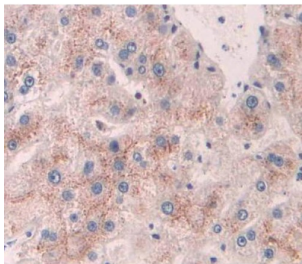
Catalogue No.: abx130583



Western blot analysis of Human HeLa cell lysate, using Human ABCG4 Antibody (1 µg/ml) and HRP-conjugated Goat Anti-Rabbit antibody ([abx400043](#), 0.2 µg/ml).



Western blot analysis of the recombinant protein.



IHC-P analysis of Kidney tissue, with DAB staining.

ABCG4 Antibody is a Rabbit Polyclonal against ABCG4.

Target: ATP Binding Cassette Subfamily G Member 4 (ABCG4)

Clonality: Polyclonal

Reactivity: Human

Tested Applications: WB, IHC, IF/ICC

Host: Rabbit

Recommended dilutions: WB: 0.01-2 µg/ml, IHC: 5-20 µg/ml, IF/ICC: 5-20 µg/ml. Optimal dilutions/concentrations should be determined by the end user.

Conjugation: Unconjugated

Datasheet

Version: 3.0.0

Revision date: 13 Feb 2025



Immunogen:	ABCG4 (Val59-Thr301)
Form:	Liquid
Purification:	Purified by antigen-specific affinity chromatography, followed by Protein A affinity chromatography.
Storage:	Aliquot and store at -20°C. Avoid repeated freeze/thaw cycles.
Buffer:	0.01 M PBS, pH 7.4, containing 0.05% Proclin-300, 50% glycerol.
Note:	This product is for research use only.

For Reference Only