



Acylphosphatase 1, Erythrocyte (ACYP1) Antibody

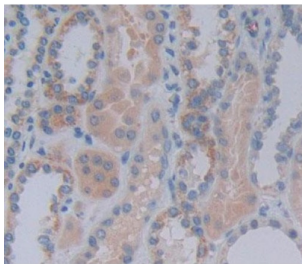
Catalogue No.: abx130603



Western blot analysis of Human Jurkat cell lysate, using Human ACYP1 Antibody (1 µg/ml) and HRP-conjugated Goat Anti-Rabbit antibody ([abx400043](#), 0.2 µg/ml).



Western blot analysis of the recombinant protein.



IHC-P analysis of Kidney tissue, with DAB staining.

Acylphosphatase 1, Erythrocyte Antibody is a Rabbit Polyclonal against Acylphosphatase 1, Erythrocyte.

Target: Acylphosphatase 1, Erythrocyte (ACYP1)

Clonality: Polyclonal

Reactivity: Human

Tested Applications: WB, IHC, IF/ICC

Host: Rabbit

Recommended dilutions: WB: 0.5-2 µg/ml, IHC: 5-20 µg/ml, IF/ICC: 5-20 µg/ml. Optimal dilutions/concentrations should be determined by the end user.

Conjugation: Unconjugated

Datasheet

Version: 1.0.0
Revision date: 04 Aug 2023



Immunogen:	ACYP1 (Met1-Lys99)
Form:	Liquid
Purification:	Purified by antigen-specific affinity chromatography, followed by Protein A affinity chromatography.
Storage:	Aliquot and store at -20°C. Avoid repeated freeze/thaw cycles.
Buffer:	0.01 M PBS, pH 7.4, containing 0.05% Proclin-300, 50% glycerol.
Note:	This product is for research use only.

For Reference Only