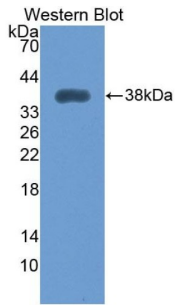
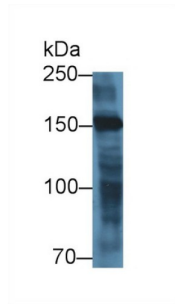


Myomesin 2 (MYOM2) Antibody

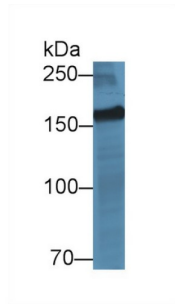
Catalogue No.: abx131661



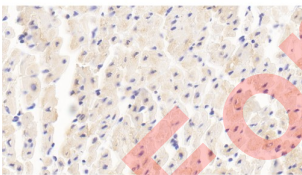
Western blot analysis of the recombinant Human MYOM2 protein.



Western blot analysis of Pig Heart lysate, using Human MYOM2 Antibody (1 µg/ml) and HRP-conjugated Goat Anti-Rabbit antibody ([abx400043](#), 0.2 µg/ml).



Western blot analysis of Pig skeletal muscle lysate, using MYOM2 antibody (1 µg/ml).



IHC-P analysis of Human cardiac muscle tissue, using MYOM2 antibody (20 µg/ml).

Myomesin 2 Antibody is a Rabbit Polyclonal against Myomesin 2.

Target: Myomesin 2 (MYOM2)

Clonality: Polyclonal

Reactivity: Human

Datasheet

Version: 3.0.0
Revision date: 06 Oct 2024



Tested Applications:	WB, IHC, IF/ICC
Host:	Rabbit
Recommended dilutions:	WB: 0.5-2 µg/ml, IHC: 5-20 µg/ml, IF/ICC: 5-20 µg/ml. Optimal dilutions/concentrations should be determined by the end user.
Conjugation:	Unconjugated
Immunogen:	abx650739 - Recombinant MYOM2 (Pro1130-Ser1434) expressed in E.coli.
Form:	Liquid
Purification:	Purified by antigen-specific affinity chromatography, followed by Protein A affinity chromatography.
Storage:	Aliquot and store at -20°C. Avoid repeated freeze/thaw cycles.
UniProt Primary AC:	P54296 (UniProt , ExPASy)
KEGG:	hsa:9172
String:	9606.ENSP00000262113
Buffer:	PBS, pH 7.4, containing 0.05% Proclin-300, 50% glycerol.
Specificity:	Cross-reacts with Mouse, Rat and Pig MYOM2.
Concentration:	1 mg/ml
Note:	This product is for research use only.

For Reference Only