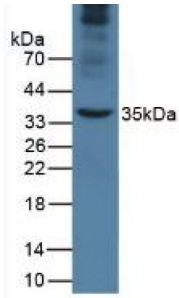
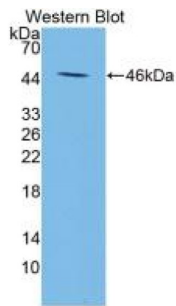


Apolipoprotein A5 (APOA5) Antibody

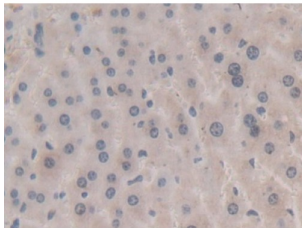
Catalogue No.: abx131728



Western blot analysis of Mouse Liver Tissue.



Western blot analysis of recombinant Mouse APOA5.



IHC-P analysis of Mouse Liver Tissue, with DAB staining.

Apolipoprotein A5 Antibody is a Mouse Monoclonal against Apolipoprotein A5.

Target: Apolipoprotein A5 (APOA5)

Clonality: Monoclonal

Reactivity: Mouse

Tested Applications: WB, IHC, IF/ICC

Host: Mouse

Recommended dilutions: WB: 0.5-5 µg/ml, IHC: 5-30 µg/ml, IF/ICC: 5-30 µg/ml. Optimal dilutions/concentrations should be determined by the end user.

Conjugation: Unconjugated

Datasheet

Version: 2.0.0
Revision date: 03 Dec 2024



Immunogen:	Arg21-Pro210
Isotype:	IgG _{2a} Kappa
Form:	Liquid
Purification:	Purified by Protein A and Protein G affinity chromatography.
Storage:	Aliquot and store at -20°C. Avoid repeated freeze/thaw cycles.
UniProt Primary AC:	Q8C7G5 (UniProt , ExPASy)
KEGG:	mmu:66113
String:	10090.ENSMUSP00000113413
Buffer:	0.01 M PBS, pH 7.4, containing 0.05% Proclin-300, 50% glycerol.
Note:	This product is for research use only.

For Reference Only