
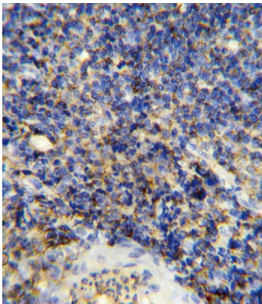


Receptor-Type Tyrosine-Protein Phosphatase C / CD45 (PTPRC) Antibody

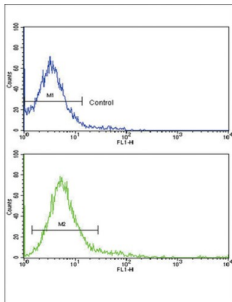
Catalogue No.: abx028663



Western Blot analysis of jurkat cell lysate using CD45 Polyclonal Antibody.



Immunohistochemistry analysis of Formalin-fixed and paraffin-embedded human tonsil using CD45 Antibody, which was peroxidase-conjugated to the secondary antibody, followed by DAB staining.



Flow cytometric analysis of jurkat cells using CD45 Antibody (bottom histogram) compared to a negative control cell (top histogram). FITC-conjugated goat-anti-rabbit secondary antibodies were used for the analysis.

CD45 is a member of the protein tyrosine phosphatase (PTP) family. PTPs are known to be signaling molecules that regulate a variety of cellular processes including cell growth, differentiation, mitotic cycle, and oncogenic transformation. This PTP contains an extracellular domain, a single transmembrane segment and two tandem intracytoplasmic catalytic domains, and thus belongs to receptor type PTP. The CD45 gene is specifically expressed in hematopoietic cells. This PTP has been shown to be an essential regulator of T and B-cell antigen receptor signaling. It functions through either direct interaction with components of the antigen receptor complexes, or by activating various Src family kinases required for the antigen receptor signaling. This PTP also suppresses JAK kinases, and thus functions as a regulator of cytokine receptor signaling.

Target: Receptor-Type Tyrosine-Protein Phosphatase C / CD45 (PTPRC)

Clonality: Polyclonal

Reactivity: Human

Tested Applications: ELISA, WB, IHC, FCM

Datasheet

Version: 3.0.0
Revision date: 12 Mar 2025



Host:	Rabbit
Recommended dilutions:	WB: 1/1000, IHC-P: 1/10 - 1/50, FCM: 1/10 - 1/50. Not tested in IHC-F. Optimal dilutions/concentrations should be determined by the end user.
Conjugation:	Unconjugated
Immunogen:	KLH-conjugated synthetic peptide between 1245-1275 amino acids from the C-terminal region of human CD45.
Isotype:	IgG
Form:	Liquid
Purification:	Purified through a protein G column, eluted with high and low pH buffers and neutralized immediately, followed by dialysis against PBS.
Storage:	Aliquot and store at -20°C. Avoid repeated freeze/thaw cycles.
UniProt Primary AC:	P08575 (UniProt , ExPASy)
KEGG:	hsa:5788
String:	9606.ENSP00000411355
Molecular Weight:	Calculated MW: 147 kDa
Buffer:	PBS containing 0.09% sodium azide.
Note:	THIS PRODUCT IS FOR RESEARCH USE ONLY. NOT FOR USE IN DIAGNOSTIC, THERAPEUTIC OR COSMETIC PROCEDURES. NOT FOR HUMAN OR ANIMAL CONSUMPTION.

For Reference Only