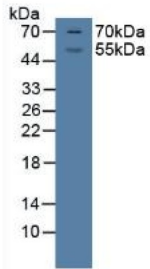



## Glucocorticoid Receptor (NR3C1) Antibody

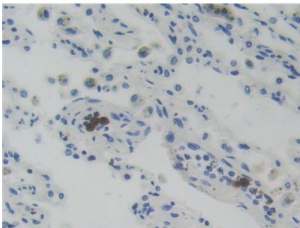
Catalogue No.: abx132194



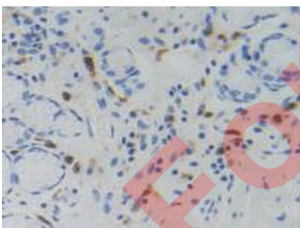
Western blot analysis of Porcine Brain Tissue.



Western blot analysis of recombinant Human NR3C1.



IHC-P analysis of Human lung Cancer Tissue, with DAB staining.



IHC-P analysis of human stomach tissue, with DAB staining.

Glucocorticoid Receptor (NR3C1) Antibody is a Rabbit Polyclonal against Glucocorticoid Receptor (NR3C1).

**Target:** Glucocorticoid Receptor (NR3C1)

**Clonality:** Polyclonal

**Reactivity:** Human

# Datasheet

Version: 1.0.0  
Revision date: 05 Jan 2025



<b>Tested Applications:</b>	WB, IHC, IF/ICC
<b>Host:</b>	Rabbit
<b>Recommended dilutions:</b>	WB: 0.5-2 µg/ml, IHC: 5-20 µg/ml, IF/ICC: 5-20 µg/ml. Optimal dilutions/concentrations should be determined by the end user.
<b>Conjugation:</b>	Unconjugated
<b>Form:</b>	Liquid
<b>Purification:</b>	Purified by antigen-specific affinity chromatography, followed by Protein A affinity chromatography.
<b>Storage:</b>	Aliquot and store at -20°C. Avoid repeated freeze/thaw cycles.
<b>UniProt Primary AC:</b>	P04150 ( <a href="#">UniProt</a> , <a href="#">ExPASy</a> )
<b>String:</b>	<a href="#">9606.ENSP00000231509</a>
<b>Buffer:</b>	0.01 M PBS, pH 7.4, containing 0.05% Proclin-300, 50% glycerol.
<b>Concentration:</b>	1 mg/ml
<b>Note:</b>	This product is for research use only.

For Reference Only