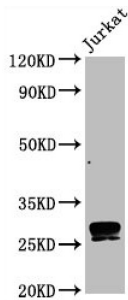
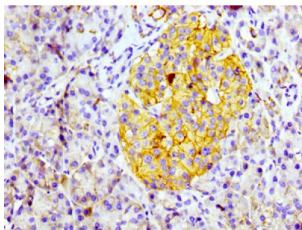


Cluster of Differentiation 99 (CD99) Antibody

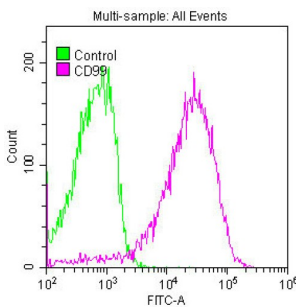
Catalogue No.: abx242954



Western Blot
Positive WB detected in: Jurkat whole cell lysate
All lanes: CD99 antibody at 0.8 µg/ml
Secondary
Goat polyclonal to rabbit IgG at 1/50000 dilution
Predicted band size: 28 KDa
Observed band size: 28 KDa



Immunohistochemistry analysis of CD99 Antibody diluted at 1/100 and staining in paraffin-embedded human pancreatic tissue. After dewaxing and hydration, antigen retrieval was mediated by high pressure in a citrate buffer (pH 6.0). Section was blocked with 10% normal goat serum 30min at RT. Then primary antibody (1% BSA) was incubated at 4°C overnight. The primary is detected by a biotinylated secondary antibody and visualized using an HRP conjugated SP system.



Overlay histogram showing Jurkat cells stained with CD99 Antibody (red line) at 1/50. The cells were fixed with 70% Ethylalcohol (18h) and then permeabilized with 0.3% Triton X-100 for 2 min. The cells were then incubated in 1x PBS /10% normal goat serum to block non-specific protein-protein interactions followed by primary antibody for 1 h at 4°C. The secondary antibody used was FITC goat anti-rabbit IgG (H+L) at 1/200 dilution for 1 h at 4°C. Control antibody (green line) was used under the same conditions. Acquisition of >10,000 events was performed.

CD99 Antibody is a Monoclonal Antibody against CD99.

Target: Cluster of Differentiation 99 (CD99)

Clonality: Monoclonal

Reactivity: Human

Expression: Recombinant

Tested Applications: ELISA, WB, IHC, FCM

Host: Rabbit

Recommended dilutions: WB: 1/500 - 1/5000, IHC: 1/50 - 1/500. Optimal dilutions/concentrations should be determined by the end user.

Datasheet

Version: 1.0.0
Revision date: 15 Jan 2025



Conjugation:	Unconjugated
Immunogen:	A synthesized peptide
Isotype:	IgG
Form:	Liquid
Purification:	Purified by affinity chromatography.
Storage:	Aliquot and store at -20°C. Avoid repeated freeze/thaw cycles.
UniProt Primary AC:	P14209 (UniProt , ExPASy)
KEGG:	hsa:4267
String:	9606.ENSP00000370588
Buffer:	PBS, pH 7.4, 150 mM NaCl, 0.02% sodium azide and 50% glycerol.
Note:	This product is for research use only.

For Reference Only