



## Sirtuin 1 (SIRT1) Antibody

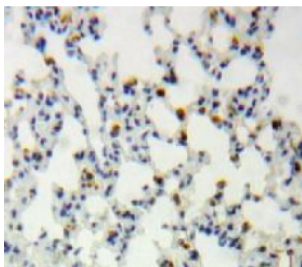
Catalogue No.: abx100642



Western blot analysis of (1) Mouse Serum, (2) Human Jurkat Cells and (3) Human HeLa cells.



Western blot analysis of recombinant Mouse SIRT1.



IHC-P analysis of Lung tissue, with DAB staining.

Polyclonal Antibody to Sirtuin 1 (SIRT1).

**Target:** Sirtuin 1 (SIRT1)

**Clonality:** Polyclonal

**Reactivity:** Mouse

**Tested Applications:** WB, IHC, IF/ICC

**Host:** Rabbit

**Recommended dilutions:** WB: 0.01-2 µg/ml, IHC: 5-20 µg/ml, IF/ICC: 5-20 µg/ml. Optimal dilutions/concentrations should be determined by the end user.

**Conjugation:** Unconjugated

# Datasheet

Version: 3.0.0  
Revision date: 14 Jan 2025



<b>Immunogen:</b>	SIRT1 (Glu236-Ala490)
<b>Form:</b>	Liquid
<b>Purification:</b>	Purified by antigen-specific affinity chromatography, followed by Protein A affinity chromatography.
<b>Storage:</b>	Aliquot and store at -20°C. Avoid repeated freeze/thaw cycles.
<b>UniProt Primary AC:</b>	Q923E4 ( <a href="#">UniProt</a> , <a href="#">ExpASY</a> )
<b>KEGG:</b>	mmu:93759
<b>String:</b>	<a href="#">10090.ENSMUSP00000101082</a>
<b>Buffer:</b>	0.01 M PBS, pH 7.4, containing 0.05% Proclin-300, 50% glycerol.
<b>Note:</b>	This product is for research use only.

For Reference Only