
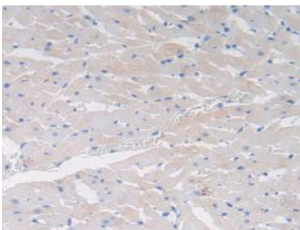


Cholecystokinin (CCK) Antibody

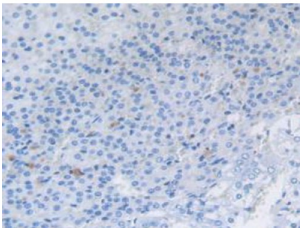
Catalogue No.: abx101146



Western blot analysis of recombinant Rat CCK.



IHC-P analysis of Rat Heart Tissue, with DAB staining.



IHC-P analysis of Rat Adrenal Gland Tissue, with DAB staining.

Polyclonal Antibody to Cholecystokinin.

Target: Cholecystokinin (CCK)

Clonality: Polyclonal

Reactivity: Rat

Tested Applications: WB, IHC, IF/ICC

Host: Rabbit

Recommended dilutions: WB: 0.5-2 µg/ml, IHC: 5-20 µg/ml, IF/ICC: 5-20 µg/ml. Optimal dilutions/concentrations should be determined by the end user.

Conjugation: Unconjugated

Datasheet

Version: 1.0.0
Revision date: 30 Nov 2024



Immunogen:	abx065876 - Recombinant CCK (Met1-Ser115) expressed in E. coli
Form:	Liquid
Purification:	Purified by antigen-specific affinity chromatography, followed by Protein A affinity chromatography.
Storage:	Aliquot and store at -20°C. Avoid repeated freeze/thaw cycles.
UniProt Primary AC:	P01355 (UniProt , ExPASy)
KEGG:	rno:25298
String:	10116.ENSRNOP00000026159
Buffer:	0.01 M PBS, pH 7.4, containing 0.05% Proclin-300, 50% glycerol.
Note:	This product is for research use only.

For Reference Only