
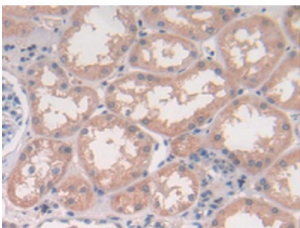


Interleukin 10 (IL10) Antibody

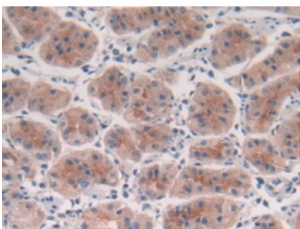
Catalogue No.: abx101173



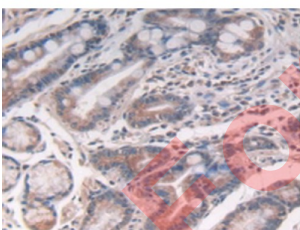
Western blot analysis of recombinant Human IL10.



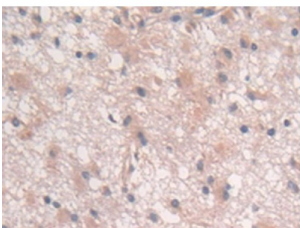
IHC-P analysis of Human Kidney Tissue, with DAB staining.



IHC-P analysis of Human Stomach Tissue, with DAB staining.



IHC-P analysis of Human Stomach Cancer Tissue, with DAB staining.



IHC-P analysis of Human Glioma Tissue, with DAB staining.

Datasheet

Version: 1.0.0
Revision date: 25 Nov 2024



Polyclonal Antibody to Interleukin 10 (IL10).

Target:	Interleukin 10 (IL10)
Clonality:	Polyclonal
Reactivity:	Human
Tested Applications:	WB, IHC, IF/ICC
Host:	Rabbit
Recommended dilutions:	WB: 0.5-2 µg/ml, IHC: 5-20 µg/ml, IF/ICC: 5-20 µg/ml. Optimal dilutions/concentrations should be determined by the end user.
Conjugation:	Unconjugated
Immunogen:	IL10 (Ser19-Asn178)
Form:	Liquid
Purification:	Purified by antigen-specific affinity chromatography, followed by Protein A affinity chromatography.
Storage:	Aliquot and store at -20°C. Avoid repeated freeze/thaw cycles.
UniProt Primary AC:	P22301 (UniProt , ExpASY)
KEGG:	hsa:3586
String:	9606.ENSP00000412237
Buffer:	0.01 M PBS, pH 7.4, containing 0.05% Proclin-300, 50% glycerol.
Note:	This product is for research use only.