
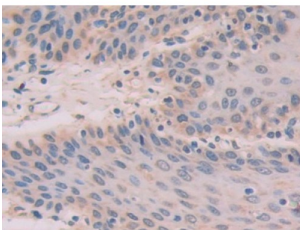


Interleukin 33 (IL33) Antibody

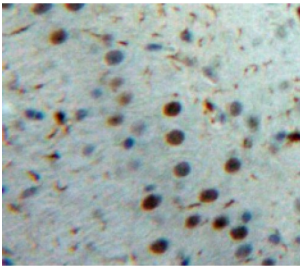
Catalogue No.: abx101205



Western blot analysis of the recombinant protein.



IHC-P analysis of Human Stomach cancer Tissue, with DAB staining.



IHC-P analysis of Brain tissue, with DAB staining.

Polyclonal Antibody to Interleukin 33 (IL33).

Target: Interleukin 33 (IL33)

Clonality: Polyclonal

Reactivity: Human

Tested Applications: WB, IHC, IF/ICC

Host: Rabbit

Recommended dilutions: WB: 0.01-2 µg/ml, IHC: 5-20 µg/ml, IF/ICC: 5-20 µg/ml. Optimal dilutions/concentrations should be determined by the end user.

Conjugation: Unconjugated

Datasheet

Version: 2.0.0
Revision date: 23 Feb 2025



Immunogen:	IL33 (Met1-Thr270)
Form:	Liquid
Purification:	Purified by antigen-specific affinity chromatography, followed by Protein A affinity chromatography.
Storage:	Aliquot and store at -20°C. Avoid repeated freeze/thaw cycles.
UniProt Primary AC:	O95760 (UniProt , ExPASy)
KEGG:	hsa:90865
String:	9606.ENSP00000370842
Buffer:	0.01 M PBS, pH 7.4, containing 0.05% Proclin-300, 50% glycerol.
Note:	This product is for research use only.

For Reference Only