
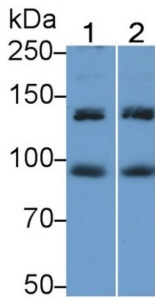


## Insulin Receptor (INSR) Antibody


Catalogue No.: abx101320



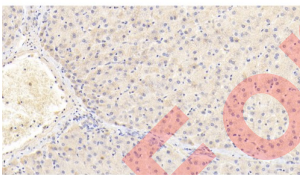
Western blot analysis of recombinant Human INSR.



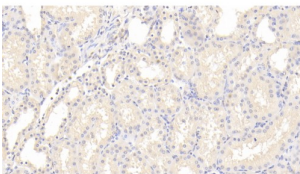
Western blot analysis of (1) MCF7, and (2) HepG2 cell lysates, using Rabbit Anti-Human INSR Antibody (0.8 µg/ml) and HRP-conjugated Goat Anti-Rabbit antibody ([abx400043](#), 0.2 µg/ml).



Western blot analysis of Mouse Liver lysate, using Rabbit Anti-Human INSR Antibody (0.6 µg/ml) and HRP-conjugated Goat Anti-Rabbit antibody ([abx400043](#), 0.2 µg/ml).



IHC-P analysis of Human Liver Tissue, with DAB staining, using Rabbit Anti-Human INSR Antibody (20 µg/ml) and HRP-conjugated Goat Anti-Rabbit antibody ([abx400043](#), 2 µg/ml).



IHC-P analysis of Human Kidney Tissue, with DAB staining, using Rabbit Anti-Human INSR Antibody (20 µg/ml) and HRP-conjugated Goat Anti-Rabbit antibody ([abx400043](#), 2 µg/ml).

# Datasheet

Version: 2.0.0  
Revision date: 31 Dec 2024



Polyclonal Antibody to Insulin Receptor (INSR).

<b>Target:</b>	Insulin Receptor (INSR)
<b>Clonality:</b>	Polyclonal
<b>Reactivity:</b>	Human
<b>Tested Applications:</b>	WB, IHC, IF/ICC
<b>Host:</b>	Rabbit
<b>Recommended dilutions:</b>	WB: 0.5-2 µg/ml, IHC: 5-20 µg/ml, IF/ICC: 5-20 µg/ml. Optimal dilutions/concentrations should be determined by the end user.
<b>Conjugation:</b>	Unconjugated
<b>Immunogen:</b>	<a href="#">abx067265</a> - Recombinant INSR (Arg1027-Met1364) expressed in E. coli
<b>Form:</b>	Liquid
<b>Purification:</b>	Purified by antigen-specific affinity chromatography, followed by Protein A affinity chromatography.
<b>Storage:</b>	Aliquot and store at -20°C. Avoid repeated freeze/thaw cycles.
<b>UniProt Primary AC:</b>	P06213 ( <a href="#">UniProt</a> , <a href="#">ExPASy</a> )
<b>Gene Symbol:</b>	INSR
<b>GeneID:</b>	<a href="#">3643</a>
<b>OMIM:</b>	<a href="#">125853</a>
<b>HGNC:</b>	6091
<b>KEGG:</b>	hsa:3643
<b>Ensembl:</b>	ENSG00000171105
<b>String:</b>	<a href="#">9606.ENSP00000303830</a>
<b>Enzyme Commission Number:</b>	EC 2.7.10.1
<b>Buffer:</b>	0.01 M PBS, pH 7.4, containing 0.05% Proclin-300, 50% glycerol.

# Datasheet

Version: 2.0.0  
Revision date: 31 Dec 2024



**Specificity:** Cross-reacts with Mouse, Rat and Cow INSR.

**Concentration:** 0.4 mg/ml

**Note:** This product is for research use only.

For Reference Only