
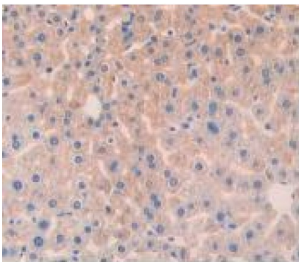


Angiotensin 1 (ANGPT1) Antibody

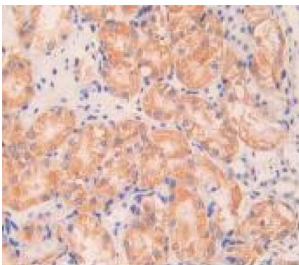
Catalogue No.: abx101427



Western blot analysis of recombinant Mouse ANGPT1.



IHC-P analysis of Mouse Liver Tissue, with DAB staining.



IHC-P analysis of Mouse Kidney Tissue, with DAB staining.

Polyclonal Antibody to Angiotensin 1 (ANGPT1).

Target: Angiotensin 1 (ANGPT1)

Clonality: Polyclonal

Reactivity: Mouse

Tested Applications: WB, IHC, IF/ICC

Host: Rabbit

Recommended dilutions: WB: 0.01-2 µg/ml, IHC: 5-20 µg/ml, IF/ICC: 5-20 µg/ml. Optimal dilutions/concentrations should be determined by the end user.

Conjugation: Unconjugated

Datasheet

Version: 3.0.0
Revision date: 13 Mar 2025



Immunogen:	ANGPT1 (Glu253-Asp429)
Form:	Liquid
Purification:	Purified by antigen-specific affinity chromatography, followed by Protein A affinity chromatography.
Storage:	Aliquot and store at -20°C. Avoid repeated freeze/thaw cycles.
UniProt Primary AC:	O08538 (UniProt , ExPASy)
KEGG:	mmu:11600
String:	10090.ENSMUSP00000022921
Buffer:	0.01 M PBS, pH 7.4, containing 0.05% Proclin-300, 50% glycerol.
Note:	THIS PRODUCT IS FOR RESEARCH USE ONLY. NOT FOR USE IN DIAGNOSTIC, THERAPEUTIC OR COSMETIC PROCEDURES. NOT FOR HUMAN OR ANIMAL CONSUMPTION.

For Reference Only