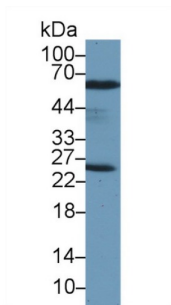



Peroxiredoxin 6 (PRDX6) Antibody

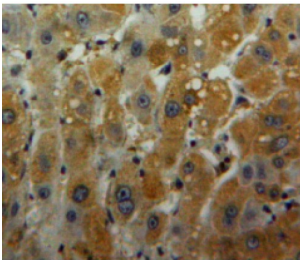
Catalogue No.: abx101561



Western blot analysis of Rat Testis lysate, using Human PRDX6 Antibody (2 µg/ml) and HRP-conjugated Goat Anti-Rabbit antibody ([abx400043](#), 0.2 µg/ml).



Western blot analysis of the recombinant protein.



IHC-P analysis of liver tissue, with DAB staining.

Polyclonal Antibody to Peroxiredoxin 6 (PRDX6).

Target: Peroxiredoxin 6 (PRDX6)

Clonality: Polyclonal

Reactivity: Human

Tested Applications: WB, IHC, IF/ICC

Host: Rabbit

Recommended dilutions: WB: 0.01-2 µg/ml, IHC: 5-20 µg/ml, IF/ICC: 5-20 µg/ml. Optimal dilutions/concentrations should be determined by the end user.

Conjugation: Unconjugated

Datasheet

Version: 1.0.0
Revision date: 13 Mar 2025



Immunogen:	PRDX6 (Met1-Pro224)
Form:	Liquid
Purification:	Purified by antigen-specific affinity chromatography, followed by Protein A affinity chromatography.
Storage:	Aliquot and store at -20°C. Avoid repeated freeze/thaw cycles.
UniProt Primary AC:	P30041 (UniProt , ExPASy)
KEGG:	hsa:9588
String:	9606.ENSP00000342026
Buffer:	0.01 M PBS, pH 7.4, containing 0.05% Proclin-300, 50% glycerol.
Note:	THIS PRODUCT IS FOR RESEARCH USE ONLY. NOT FOR USE IN DIAGNOSTIC, THERAPEUTIC OR COSMETIC PROCEDURES. NOT FOR HUMAN OR ANIMAL CONSUMPTION.

For Reference Only