
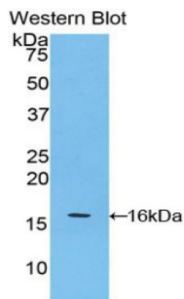


Apolipoprotein A4 (APOA4) Antibody

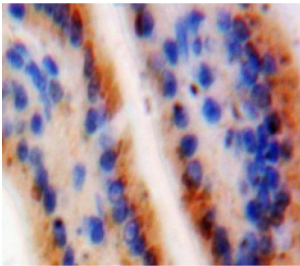
Catalogue No.: abx101705



Western blot analysis of Mouse Lung lysate, using Mouse APOA4 Antibody (1 µg/ml) and HRP-conjugated Goat Anti-Rabbit antibody ([abx400043](#), 0.2 µg/ml).



Western blot analysis of the recombinant protein.



IHC-P analysis of Bowels tissue, with DAB staining.

Polyclonal Antibody to Apolipoprotein A4 (APOA4).

Target: Apolipoprotein A4 (APOA4)

Clonality: Polyclonal

Reactivity: Mouse

Tested Applications: WB, IHC, IF/ICC

Host: Rabbit

Recommended dilutions: WB: 0.5-2 µg/ml, IHC: 5-20 µg/ml, IF/ICC: 5-20 µg/ml. Optimal dilutions/concentrations should be determined by the end user.

Conjugation: Unconjugated

Datasheet

Version: 2.0.0
Revision date: 09 Nov 2024



Immunogen:	APOA4 (Gln299-Ala369)
Form:	Liquid
Purification:	Purified by antigen-specific affinity chromatography, followed by Protein A affinity chromatography.
Storage:	Aliquot and store at -20°C. Avoid repeated freeze/thaw cycles.
UniProt Primary AC:	P06728 (UniProt , ExPASy)
KEGG:	mmu:11808
String:	10090.ENSMUSP00000034585
Buffer:	0.01 M PBS, pH 7.4, containing 0.05% Proclin-300, 50% glycerol.
Concentration:	0.8 mg/ml
Note:	This product is for research use only.

For Reference Only