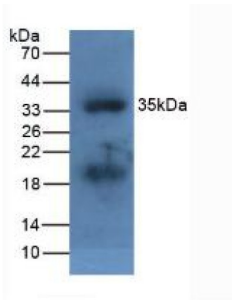



Apolipoprotein A5 (APOA5) Antibody

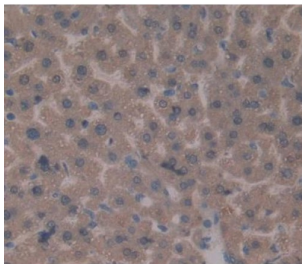
Catalogue No.: abx101709



Western blot analysis of Fetal Mouse.



Western blot analysis of the recombinant protein.



IHC-P analysis of Mouse Tissue, with DAB staining.

Polyclonal Antibody to Apolipoprotein A5 (APOA5).

Target: Apolipoprotein A5 (APOA5)

Clonality: Polyclonal

Reactivity: Mouse

Tested Applications: WB, IHC, IF/ICC

Host: Rabbit

Recommended dilutions: WB: 0.5-2 µg/ml, IHC: 5-20 µg/ml, IF/ICC: 5-20 µg/ml. Optimal dilutions/concentrations should be determined by the end user.

Conjugation: Unconjugated

Datasheet

Version: 2.0.0
Revision date: 21 Nov 2024



Immunogen:	APOA5 (Arg21-Pro210)
Form:	Liquid
Purification:	Purified by antigen-specific affinity chromatography, followed by Protein A affinity chromatography.
Storage:	Aliquot and store at -20°C. Avoid repeated freeze/thaw cycles.
UniProt Primary AC:	Q8C7G5 (UniProt , ExPASy)
KEGG:	mmu:66113
String:	10090.ENSMUSP00000113413
Buffer:	0.01 M PBS, pH 7.4, containing 0.05% Proclin-300, 50% glycerol.
Note:	This product is for research use only.

For Reference Only