
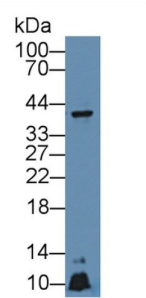


Apolipoprotein A5 (APOA5) Antibody

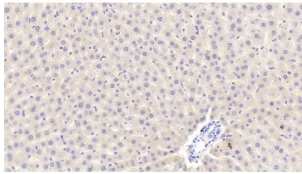
Catalogue No.: abx101710



Western blot analysis of the recombinant Rat APOA5 protein.



Western blot analysis of Mouse Liver lysate, using Rat APOA5 Antibody (5 µg/ml) and HRP-conjugated Goat Anti-Rabbit antibody ([abx400043](#), 0.2 µg/ml).



IHC-P analysis of Rat liver tissue, using APOA5 Antibody (5 µg/ml).

Polyclonal Antibody to Apolipoprotein A5 (APOA5).

Target: Apolipoprotein A5 (APOA5)

Clonality: Polyclonal

Reactivity: Rat

Tested Applications: WB, IHC, IF/ICC

Host: Rabbit

Recommended dilutions: WB: 0.5-5 µg/ml, IHC: 5-50 µg/ml, IF/ICC: 5-50 µg/ml. Optimal dilutions/concentrations should be determined by the end user.

Conjugation: Unconjugated

Datasheet

Version: 2.0.0
Revision date: 03 Dec 2024



Immunogen:	abx065411 - Recombinant APOA5 (Gln169-Gly367) expressed in E.coli.
Form:	Liquid
Purification:	Purified by antigen-specific affinity chromatography, followed by Protein A affinity chromatography.
Storage:	Aliquot and store at -20°C. Avoid repeated freeze/thaw cycles.
UniProt Primary AC:	Q9QUH3 (UniProt , ExPASy)
String:	10116.ENSRNOP00000024918
Buffer:	PBS, pH 7.4, containing 0.02% Sodium azide, 50% glycerol.
Specificity:	Cross-reacts with Mouse APOA5.
Concentration:	0.31 mg/ml
Note:	This product is for research use only.

For Reference Only