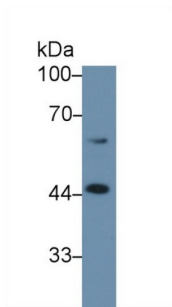
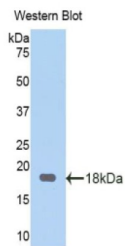


Corticosteroid Binding Globulin (SERPINA6) Antibody

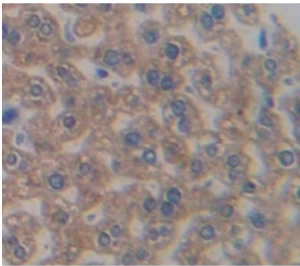
Catalogue No.: abx103125



Western blot analysis of Mouse Spinal cord lysate, using Mouse CBG Antibody (1 µg/ml) and HRP-conjugated Goat Anti-Rabbit antibody ([abx400043](#), 0.2 µg/ml).



Western blot analysis of the recombinant protein.



IHC-P analysis of Mouse Tissue, with DAB staining.

Polyclonal Antibody to Corticosteroid Binding Globulin (Corticosteroid Binding Globulin (SERPINA6)) (Corticosteroid Binding Globulin (SERPINA6)).

Target: Corticosteroid Binding Globulin (SERPINA6)

Clonality: Polyclonal

Reactivity: Mouse

Tested Applications: WB, IHC, IF/ICC

Host: Rabbit

Recommended dilutions: WB: 0.01-2 µg/ml, IHC: 5-20 µg/ml, IF/ICC: 5-20 µg/ml. Optimal dilutions/concentrations should be determined by the end user.

Datasheet

Version: 2.0.0
Revision date: 28 Jan 2025



Conjugation:	Unconjugated
Immunogen:	CBG (Leu280-Val405)
Form:	Liquid
Purification:	Purified by antigen-specific affinity chromatography, followed by Protein A affinity chromatography.
Storage:	Aliquot and store at -20°C. Avoid repeated freeze/thaw cycles.
UniProt Primary AC:	P08185 (UniProt , ExPASy)
KEGG:	hsa:866
String:	9606.ENSP00000342850
Buffer:	0.01 M PBS, pH 7.4, containing 0.05% Proclin-300, 50% glycerol.
Note:	This product is for research use only.

For Reference Only