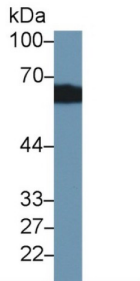
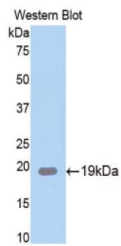


## Corticosteroid Binding Globulin (SERPINA6) Antibody

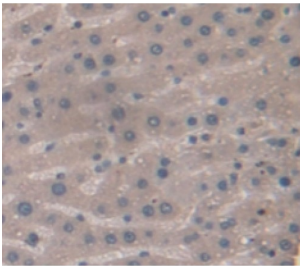
Catalogue No.: abx103131



Western blot analysis of Rat Kidney lysate, using Rat CBG Antibody (2 µg/ml) and HRP-conjugated Goat Anti-Rabbit antibody ([abx400043](#), 0.2 µg/ml).



Western blot analysis of the recombinant protein.



IHC-P analysis of Rat Tissue, with DAB staining.

Polyclonal Antibody to Corticosteroid Binding Globulin (Corticosteroid Binding Globulin (SERPINA6)) (Corticosteroid Binding Globulin (SERPINA6)).

**Target:** Corticosteroid Binding Globulin (SERPINA6)

**Clonality:** Polyclonal

**Reactivity:** Rat

**Tested Applications:** WB, IHC, IF/ICC

**Host:** Rabbit

**Recommended dilutions:** WB: 0.01-2 µg/ml, IHC: 5-20 µg/ml, IF/ICC: 5-20 µg/ml. Optimal dilutions/concentrations should be determined by the end user.

# Datasheet

Version: 3.0.0  
Revision date: 28 Jan 2025



<b>Conjugation:</b>	Unconjugated
<b>Immunogen:</b>	CBG (Tyr106-Ala255)
<b>Form:</b>	Liquid
<b>Purification:</b>	Purified by antigen-specific affinity chromatography, followed by Protein A affinity chromatography.
<b>Storage:</b>	Aliquot and store at -20°C. Avoid repeated freeze/thaw cycles.
<b>UniProt Primary AC:</b>	P31211 ( <a href="#">UniProt</a> , <a href="#">ExPASy</a> )
<b>KEGG:</b>	rno:299270
<b>String:</b>	<a href="#">10116.ENSRNOP00000012500</a>
<b>Buffer:</b>	0.01 M PBS, pH 7.4, containing 0.05% Proclin-300, 50% glycerol.
<b>Note:</b>	This product is for research use only.

For Reference Only