



TNF Receptor Associated Factor 6 (TRAF6) Antibody

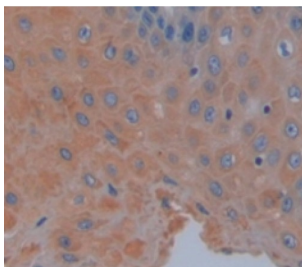
Catalogue No.: abx103544



Western blot analysis of Human A431 Cells.



Western blot analysis of recombinant Human TRAF6.



IHC-P analysis of Human Tissue, with DAB staining.

Polyclonal Antibody to TRAF6 (TRAF6).

Target: TNF Receptor Associated Factor 6 (TRAF6)

Clonality: Polyclonal

Reactivity: Human

Tested Applications: WB, IHC, IF/ICC

Host: Rabbit

Recommended dilutions: WB: 1-5 µg/ml, IHC: 5-20 µg/ml, IF/ICC: 5-20 µg/ml. Optimal dilutions/concentrations should be determined by the end user.

Conjugation: Unconjugated

Datasheet

Version: 2.0.0
Revision date: 23 Feb 2025



Immunogen:	TRAF6 (Ala153-Pro423)
Form:	Liquid
Purification:	Purified by antigen-specific affinity chromatography, followed by Protein A affinity chromatography.
Storage:	Aliquot and store at -20°C. Avoid repeated freeze/thaw cycles.
UniProt Primary AC:	Q9Y4K3 (UniProt , ExpASY)
String:	9606.ENSP00000433623
Buffer:	0.01 M PBS, pH 7.4, containing 0.05% Proclin-300, 50% glycerol.
Note:	This product is for research use only.

For Reference Only