



## Mitogen-Activated Protein Kinase Kinase 7 (MAP2K7) Antibody

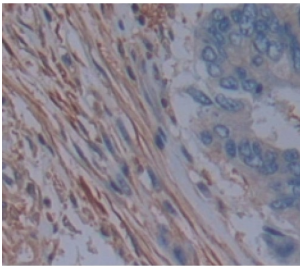
Catalogue No.: abx104295



Western blot analysis of Human Jar cells.



Western blot analysis of recombinant Human MAP2K7.



IHC-P analysis of Human Tissue, with DAB staining.

Polyclonal Antibody to Mitogen Activated Protein Kinase Kinase 7 (MAP2K7).

**Target:** Mitogen-Activated Protein Kinase Kinase 7 (MAP2K7)

**Clonality:** Polyclonal

**Reactivity:** Human

**Tested Applications:** WB, IHC, IF/ICC

**Host:** Rabbit

**Recommended dilutions:** WB: 1-5 µg/ml, IHC: 5-20 µg/ml, IF/ICC: 5-20 µg/ml. Optimal dilutions/concentrations should be determined by the end user.

**Conjugation:** Unconjugated

# Datasheet

Version: 1.0.0  
Revision date: 15 Jan 2025



<b>Immunogen:</b>	MAP2K7 (Tyr113-Val388)
<b>Form:</b>	Liquid
<b>Purification:</b>	Purified by antigen-specific affinity chromatography, followed by Protein A affinity chromatography.
<b>Storage:</b>	Aliquot and store at -20°C. Avoid repeated freeze/thaw cycles.
<b>Buffer:</b>	0.01 M PBS, pH 7.4, containing 0.05% Proclin-300, 50% glycerol.
<b>Note:</b>	This product is for research use only.

For Reference Only