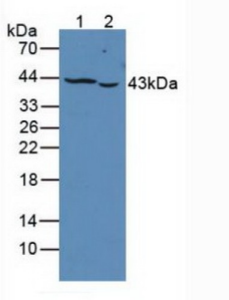



# Protein Tyrosine Phosphatase Receptor Type J (PTPRJ) Antibody

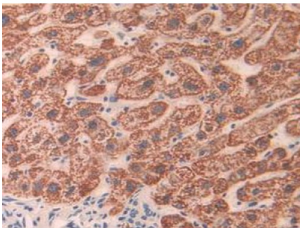
Catalogue No.: abx104380



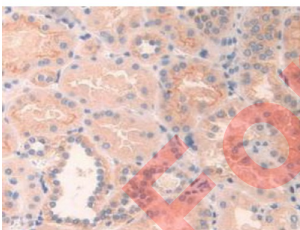
Western blot analysis of (1) Human K562 Cells and (2) Human Jurkat Cells.



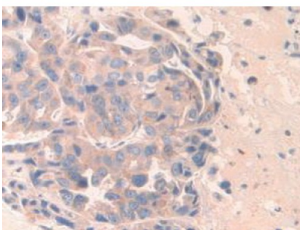
Western blot analysis of recombinant Human PTPRJ.



IHC-P analysis of Human Liver Tissue, with DAB staining.



IHC-P analysis of Human Kidney Tissue, with DAB staining.



IHC-P analysis of Human Breast Cancer Tissue, with DAB staining.

# Datasheet

Version: 2.0.0  
Revision date: 05 Mar 2025



Polyclonal Antibody to Protein Tyrosine Phosphatase Receptor Type J (PTPRJ).

<b>Target:</b>	Protein Tyrosine Phosphatase Receptor Type J (PTPRJ)
<b>Clonality:</b>	Polyclonal
<b>Reactivity:</b>	Human
<b>Tested Applications:</b>	WB, IHC, IF/ICC
<b>Host:</b>	Rabbit
<b>Recommended dilutions:</b>	WB: 1-5 µg/ml, IHC: 5-20 µg/ml, IF/ICC: 5-20 µg/ml. Optimal dilutions/concentrations should be determined by the end user.
<b>Conjugation:</b>	Unconjugated
<b>Immunogen:</b>	PTPRJ (Glu1061-Gln1293)
<b>Form:</b>	Liquid
<b>Purification:</b>	Purified by antigen-specific affinity chromatography, followed by Protein A affinity chromatography.
<b>Storage:</b>	Aliquot and store at -20°C. Avoid repeated freeze/thaw cycles.
<b>UniProt Primary AC:</b>	Q12913 ( <a href="#">UniProt</a> , <a href="#">ExPASy</a> )
<b>KEGG:</b>	hsa:5795
<b>String:</b>	<a href="#">9606.ENSP00000400010</a>
<b>Buffer:</b>	0.01 M PBS, pH 7.4, containing 0.05% Proclin-300, 50% glycerol.
<b>Note:</b>	THIS PRODUCT IS FOR RESEARCH USE ONLY. NOT FOR USE IN DIAGNOSTIC, THERAPEUTIC OR COSMETIC PROCEDURES. NOT FOR HUMAN OR ANIMAL CONSUMPTION.