
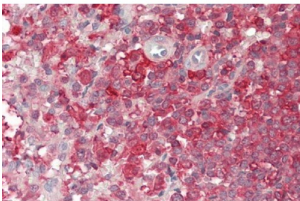


Proprotein Convertase Subtilisin/Kexin Type 9 (PCSK9) Antibody

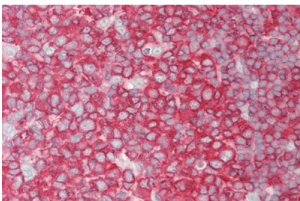
Catalogue No.: abx104420



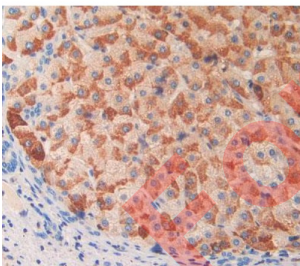
Western blot analysis of the recombinant protein.



IHC-P analysis of Human Spleen Tissue, with HE staining.



IHC-P analysis of Human Tonsil Tissue, with HE staining.



IHC-P analysis of liver cancer tissue, with DAB staining.

Polyclonal Antibody to Proprotein Convertase Subtilisin/Kexin Type 9 (PCSK9).

Target: Proprotein Convertase Subtilisin/Kexin Type 9 (PCSK9)

Clonality: Polyclonal

Reactivity: Human

Datasheet

Version: 2.0.0
Revision date: 22 Dec 2024



Tested Applications:	WB, IHC, IF/ICC
Host:	Rabbit
Recommended dilutions:	WB: 0.5-2 µg/ml, IHC: 5-20 µg/ml, IF/ICC: 5-20 µg/ml. Optimal dilutions/concentrations should be determined by the end user.
Conjugation:	Unconjugated
Immunogen:	PCSK9 (Gln454-Cys679)
Form:	Liquid
Purification:	Purified by antigen-specific affinity chromatography, followed by Protein A affinity chromatography.
Storage:	Aliquot and store at -20°C. Avoid repeated freeze/thaw cycles.
UniProt Primary AC:	Q8NBP7 (UniProt , ExPASy)
KEGG:	hsa:255738
String:	9606.ENSP00000303208
Buffer:	0.01 M PBS, pH 7.4, containing 0.05% Proclin-300, 50% glycerol.
Note:	This product is for research use only.

For Reference Only