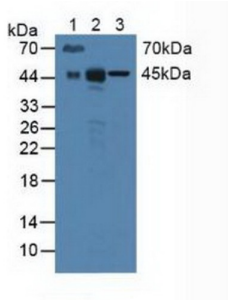



## Basigin (BSG) Antibody

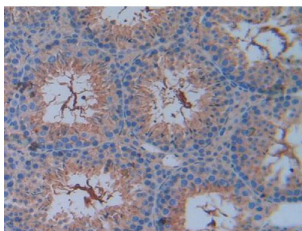
Catalogue No.: abx104498



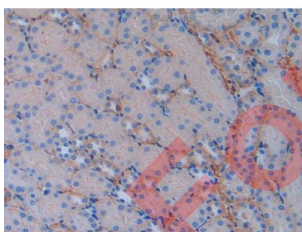
Western blot analysis of (1) Mouse Serum, (2) Mouse Liver Tissue and (3) Human HeLa cells.



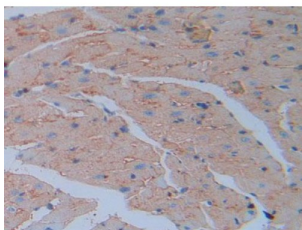
Western blot analysis of recombinant Mouse Basigin.



IHC-P analysis of Mouse Testis Tissue, with DAB staining.



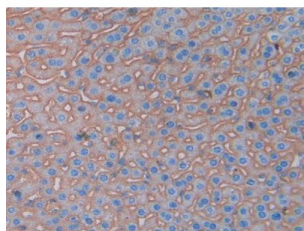
IHC-P analysis of Mouse Kidney Tissue, with DAB staining.



IHC-P analysis of Mouse Heart Tissue, with DAB staining.

# Datasheet

Version: 3.0.0  
Revision date: 10 Feb 2025



IHC-P analysis of Mouse Liver Tissue, with DAB staining.

Polyclonal Antibody to Basigin (BSG).

<b>Target:</b>	Basigin (BSG)
<b>Clonality:</b>	Polyclonal
<b>Reactivity:</b>	Mouse
<b>Tested Applications:</b>	WB, IHC, IF/ICC
<b>Host:</b>	Rabbit
<b>Recommended dilutions:</b>	WB: 0.01-2 µg/ml, IHC: 5-20 µg/ml, IF/ICC: 5-20 µg/ml. Optimal dilutions/concentrations should be determined by the end user.
<b>Conjugation:</b>	Unconjugated
<b>Immunogen:</b>	EMMPRIN (Gln87-Arg323)
<b>Form:</b>	Liquid
<b>Purification:</b>	Purified by antigen-specific affinity chromatography, followed by Protein A affinity chromatography.
<b>Storage:</b>	Aliquot and store at -20°C. Avoid repeated freeze/thaw cycles.
<b>Buffer:</b>	0.01 M PBS, pH 7.4, containing 0.05% Proclin-300, 50% glycerol.
<b>Note:</b>	This product is for research use only.