



Proto-Oncogene Vav (VAV1) Antibody

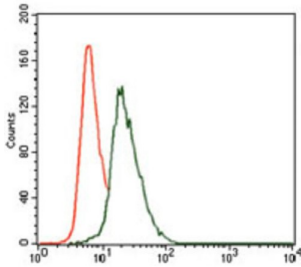
Catalogue No.: abx011903



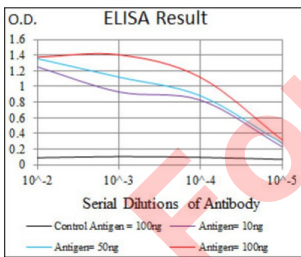
Western blot analysis using VAV1 antibody against human VAV1 recombinant protein. (Expected MW is 49.3 kDa).




Western blot analysis using VAV1 antibody against HEK293 (1) and VAV1 (AA: 121-324) - hlgGfc transfected HEK293 (2) cell lysate.



Western blot analysis using VAV1 antibody against Jurkat (1) cell lysate.



Flow cytometric analysis of HeLa cells using VAV1 antibody (green) and negative control (red).



Red: Control Antigen (100ng) ; Purple: Antigen (10ng) ; Green: Antigen (50ng) ; Blue: Antigen (100ng).

Datasheet

Version: 2.0.0
Revision date: 02 Dec 2024



The protein encoded by this proto-oncogene is a member of the Dbl family of guanine nucleotide exchange factors (GEF) for the Rho family of GTP binding proteins. The protein is important in hematopoiesis, playing a role in T-cell and B-cell development and activation. This particular GEF has been identified as the specific binding partner of Nef proteins from HIV-1. Coexpression and binding of these partners initiates profound morphological changes, cytoskeletal rearrangements and the JNK/SAPK signaling cascade, leading to increased levels of viral transcription and replication.

Target:	Proto-Oncogene Vav (VAV1)
Clonality:	Monoclonal
Reactivity:	Human
Tested Applications:	ELISA, WB, FCM
Host:	Mouse
Recommended dilutions:	ELISA: 1/10000, WB: 1/250, FCM: 1/200 - 1/400. Optimal dilutions/concentrations should be determined by the end user.
Conjugation:	Unconjugated
Immunogen:	Purified recombinant fragment of human VAV1 (AA: 121-324) expressed in E. coli.
Isotype:	IgG ₁
Form:	Liquid
Purification:	Purified from ascites by Protein G chromatography.
Storage:	Aliquot and store at -20°C. Avoid repeated freeze/thaw cycles.
UniProt Primary AC:	P15498 (UniProt , ExPASy)
Gene Symbol:	VAV1
GeneID:	7409
OMIM:	164875
HGNC:	12657
KEGG:	hsa:7409
Ensembl:	ENSG00000141968

Datasheet

Version: 2.0.0
Revision date: 02 Dec 2024



String: [9606.ENSF00000472929](#)

Molecular Weight: 98.3 kDa

Buffer: PBS, containing 0.05% sodium azide.

Concentration: 1 mg/ml

Note: This product is for research use only.

For Reference Only